


# Resene Roof colour systems

Resene

Total Colour

System



Resene

the paint the professionals use



Rustic Red™ R29-033-024



Scoria™cc R36-049-033  
(CS Scoria)



Red Planet™cc R35-054-031  
(CB Manor Red)



Metallic Copper™ M40-056-036



Cave Rock™cc BR34-009-020  
(CB Loft)



Rattlesnake™ M34-015-036



Lignite™cc\* BR34-021-058  
(CS Lignite)



Old Copper™ M45-048-056




Ironsand™cc\* N36-003-056  
(CS Ironsand)



Winchester™ M50-006-077



Metallic Bronze™ M40-023-069



Groundbreaker™cc BR45-021-070  
(CB Jasper/CS Sorrell)



Palm Green™cc G34-023-164



Botanic™cc G35-033-153  
(CS Kelp)



Permanent Green™cc G37-031-154  
(CB Cottage Green/CS Permanent Green)



Seaweed™cc G38-025-121



Karakas™cc G31-010-106  
(CS Karaka)



Squall™cc N38-006-103  
(CB Woodland Grey/CS Thunder Grey)



Heavy Metal™ M37-011-109



Jurassic™cc G40-011-170  
(CS Gable Green)



Vulcan™ M32-008-267



High Tide™cc B36-011-261  
(CB Ironstone/CS Indigo Blue)



New Denim Blue™cc B39-012-250  
(CS New Denim Blue)



Coast™cc B35-023-248  
(CB Deep Ocean/CS Storm Blue)



Bright Charcoal™ M29-002-272



Grey Friars™cc N35-004-253  
(CS Grey Friars)



Cathedral™ M41-002-169



Bright Grey™ M47-006-264



All Black™cc N25-001-264  
(CS Ebony)



Nocturnal™cc N34-002-275  
(CB Monument)




Steel Grey™cc N42-006-256



Half Tuna™cc N49-007-256



Red Oxide™ R35-080-034




Pioneer Red™ R39-075-033  
(CS Pioneer Red)



Dawnbreaker™\* R44-074-036  
(CB Headland/CS Maple)




Twizel™\* O51-083-050  
(CS Terracotta)



Lichen™cc Y56-030-087  
(CS Lichen)




Castlepoint™cc BR70-050-078  
(CB Sandbank/CS Straw)



Desert Sand™cc BR71-036-074  
(CS Desert Sand)



Smooth Cream™ Y84-041-081  
(CB Classic Cream/CS Smooth Cream)




Outback™cc BR64-029-071  
(CS Stone)



Shelter™cc BR75-031-078  
(CB Paperbark)




Toi Toi™ Y77-033-087  
(CS Ivory)




Sponge™ G90-012-101  
(CS Foam)



Gecko™cc G49-031-149  
(CS Spring Green)



Rivergum™cc G47-022-138  
(CB Wilderness/CS Rivergum)




Paddock™cc G56-028-117  
(CB Pale Eucalypt/CS Mist Green)



Bone White™cc G79-015-099  
(CS Bone White)




Trainspotter™ M40-010-131



Climate™cc G55-014-099  
(CB Bushland)



Settlement™cc BR70-014-075  
(CB Dune)



Overland™cc Y76-021-088  
(CB Evening Haze)



Blue Zodiac™ M37-024-268



Explorer™cc B43-024-232  
(CS Pacific Blue)



Undercurrent™cc B49-037-228  
(CS Azure)



Forecast™cc B76-010-243



Latitude™cc N57-006-142  
(CB Windspray/CS Smokey)



Gauntlet™cc N57-006-087  
(CS Sandstone Grey)



Mid Grey™cc N58-005-255




Sword™ M66-002-254




Aluminium™ M74-003-235



Atmosphere™cc N76-004-127  
(CB Shale Grey/CS Gull Grey)



Helium™ G89-013-107  
(CS Cloud)



Titania™ G84-012-095  
(CB Surfmist/CS Titania)

### Colour chip isolator

Detach and turn over isolator then place over selected colour to view your choice on a neutral background without it being affected by surrounding colours.



### Colour chip isolator

Detach and place over selected colour to view your choice on a neutral background without it being affected by surrounding colours.



### Keep your cool with Resene Cool Colours

Resene Cool Colours allow you to select your favourite dark colours and keep your cool. Dark colours on areas, such as roofing, are suntraps soaking in the sun's rays placing significant relentless stress on the coating and the substrate. All dark colours absorb a lot of light. This in isolation is not an issue however in combination with the light absorption dark colours also absorb heat from the infra-red rays of the sun causing significant temperature build up on the surface.

The unique formulation and materials of Resene Cool Colours allows them to absorb light so they appear visually the same but simultaneously reflect a large proportion of the heat falling on them keeping the surfaces significantly cooler than their standard counterparts. In essence, the colours work by reflecting energy in the near and far infra-red region of the spectrum even though they absorb strongly in the visible region.

The end result being that a Resene Cool Colour will look the same as a standard colour but surface heat will build up slower and to a significantly lower level than a 'not so cool' traditional colour.

In hot summer conditions Resene Cool Colours will help keep the roof temperature down, minimising the energy required to keep homes and buildings maintained at a comfortable temperature. A secondary benefit is that there will be reduced stress on the coating and substrate.

Resene Cool Colour technology performs optimally on dark colours that are the most prone to heat build-up, which makes them ideally suited for dark roofing colours.

See colours marked "cc" on this chart.

CC = Also available as a Resene Cool Colour. A change in tone or product may be required for some colours to achieve a Resene Cool Colour effect.

CB, CS: Resene colours with COLORBOND® and/or COLORSTEEL® noted below them in brackets have been colour matched to the equivalent COLORBOND® and/or COLORSTEEL® colour samples in 2009. If an exact match is required we recommend you check your chosen colour against the actual sample of the product prior to purchasing. COLORBOND® is a registered trademark of Bluescope Steel Limited. COLORSTEEL® is a registered trademark of New Zealand Steel Limited.

\* = Available in 10 litre pack size for orders 200L or over.

**Before you choose a Resene roof paint system, check the condition of your roof. For example, is it new, weathered or rusty? Details like these will help you get the right advice when you visit your local Resene ColorShop or Reseller, and a better result when you come to paint.**

Resene Summit Roof is a unique waterborne satin for ease of application and maximum life over well weathered COLORBOND®, COLORSTEEL®, properly prepared metal surfaces and cementitious surfaces. Resene Summit Roof solid colours may be applied directly over the following substrates: new previously uncoated galvanised iron, new aluminium, new previously uncoated Zincalume or sound cementitious surfaces. For best protection, prime the substrate first. New unweathered COLORBOND® or COLORSTEEL® must either be lightly sanded, or allowed to undergo direct weathering for a minimum period of one month before application of Resene Summit Roof.

Resene Summit Roof mix and metallic colours are not designed for direct to substrate application.

### Paint and tank water

Recommended systems for domestic water collection off roofs are Resene Galvo One or Resene Galvo-Prime with Resene Summit Roof, Resene Hi-Glo or Resene Mica Bond. Disconnect all downpipes before applying Resene roof paint. Reconnect downpipes after the first heavy showers have flushed away stabilising surfactants from the new paint film.

### How much roof paint?

A good rule-of-thumb guide for calculating quantities is: your house's floor area plus about 40% (allows for roof pitch, corrugations, soffit overhang, etc). Trough section roofing can require significantly more. Typically a complete roof paint system requires surface preparation using Resene Roof Wash and Paint Cleaner, one coat of primer and two coats of topcoat at the recommended coverage rate specified on the product packaging.

### Colour range

The colours on this chart have been chosen for the durability and colour-fastness of their pigments. You can also choose from many other colours found on other Resene colour charts.

Resene roof paints are available colour matched to COLORBOND® or COLORSTEEL® colours for trims, flashings, gutterings and repaints. For heavy duty applications, Resene can supply a full range of specialist coatings. For further information call your local Resene ColorShop or Reseller.

### Added protection

In common with all surface coatings, the colour of your paint finish may be affected by U.V. light. Resene uses high quality pigments, but even these are liable to change after constant exposure to sunlight. Any changes will be gradual, but after a few years the difference between shaded and exposed areas may become noticeable.

Resene Sun Defier U.V. protective glaze (see Data Sheet D502) may be used as a finish coat over freshly painted bright organic hues and shades to protect these more vulnerable pigments against fading.

### Put your colour to the test

No matter how you select your colours, always use testpots to confirm your choices in the area you are planning to paint. Resene testpots are available from your local Resene ColorShop or Reseller or you can order online from the Resene website.

### Keep it looking good

Annual washing will help maintain the fresh appearance of your paintwork. Follow the recommendations in the Resene Caring for your paint finish brochure or on the Resene website to keep your paint finish looking its best.

### Be PaintWise

For tips on minimising the impact of your decorating on the environment see [www.resene.co.nz/paintwise.htm](http://www.resene.co.nz/paintwise.htm).

### Enjoy the Resene Promise of quality

Enjoy the Resene Promise of quality on a wide range of Resene premium paints. See your Resene ColorShop or the Resene website for a copy.

### Choose to help the environment

You can minimise the effect your next decorating project has on the environment by choosing one of the Resene range of Environmental Choice approved products.



**In Australia:**  
PO Box 785, Ashmore City,  
Queensland 4214  
Call 1800 738 383, visit [www.resene.com.au](http://www.resene.com.au)  
or email us at [advice@resene.com.au](mailto:advice@resene.com.au)

**Resene**  
the paint professionals use

**In New Zealand:**  
PO Box 38242, Wellington Mail Centre,  
Lower Hutt 5045  
Call 0800 RESENE (737 363), visit [www.resene.co.nz](http://www.resene.co.nz)  
or email us at [advice@resene.co.nz](mailto:advice@resene.co.nz)

Colour	Colour Code	Tone	Approx LRV%	COLORBOND® equivalent <sup>6</sup>	COLORSTEEL® equivalent <sup>6</sup>	RGB
All Black	CC N25-001-264	CB	4	-	Ebony	24 24 24
Aluminium	M74-003-235	AL	46	-	-	132 135 137
Atmosphere	CC N76-004-127	W	49	Shale Grey	Gull Grey	168 170 166
Blue Zodiac	M37-024-268	ME	10	-	-	60 67 84
Bone White	CC G79-015-099	W	55	-	Bone White	184 183 166
Botanic	CC G35-033-153	G	9	-	Kelp	33 64 43
Bright Charcoal	M29-002-272	ME	6	-	-	51 52 53
Bright Grey	M47-006-264	ME	16	-	-	87 89 93
Castlepoint	CC BR70-050-078	L	41	Sandbank	Straw	173 149 105
Cathedral	M41-002-169	ME	12	-	-	75 77 74
Cave Rock	CC BR34-009-020	MI	8	Loft	-	55 44 44
Climate	CC G55-014-099	MI	23	Bushland	-	110 109 94
Coast	CC B35-023-248	MI	8	Deep Ocean	Storm Blue	36 52 66
Dawnbreaker	R44-074-036	U	14	Headland	Maple	129 49 37
Desert Sand	CC BR71-036-074	P	42	-	Desert Sand	173 152 122
Explorer	CC B43-024-232	MI	13	-	Pacific Blue	55 78 89
Forecast	CC B76-010-243	W	50	-	-	162 170 177
Gauntlet	CC N57-006-087	MI	25	-	Sandstone Grey	113 111 105
Gecko	CC G49-031-149	MI	18	-	Spring Green	69 99 75
Grey Friars	CC N35-004-253	MI	8	-	Grey Friars	49 52 54
Groundbreaker	CC BR45-021-070	MI	15	Jasper	Sorrell	90 79 64
Half Tuna	CC N49-007-256	L	18	-	-	85 88 92
Heavy Metal	M37-011-109	ME	10	-	-	70 71 62
Helium	G89-013-107	W	75	-	Cloud	216 217 200
High Tide	CC B36-011-261	MI	9	Ironstone	Indigo Blue	50 55 63
Ironsand	CC N36-003-056	D	9	-	Ironsand	57 55 53
Jurassic	CC G40-011-170	MI	11	-	Gable Green	55 68 62
Karaka	CC G31-010-106	G	7	-	Karaka	45 45 36
Latitude	CC N57-006-142	MI	25	Windspray	Smoke	109 114 108
Lichen	CC Y56-030-087	MI	24	-	Lichen	122 112 85
Lignite	CC BR34-021-058	D	8	-	Lignite	66 52 41
Metallic Bronze	M40-023-069	ME	11	-	-	85 74 60
Metallic Copper	M40-056-036	ME	12	-	-	110 61 52
Mid Grey	CC N58-005-255	MI	26	-	-	113 116 118
New Denim Blue	CC B39-012-250	MI	11	-	New Denim Blue	57 65 73
Nocturnal	CC N34-002-275	MI	8	Monument	-	47 49 49
Old Copper	M45-048-056	ME	15	-	-	115 80 59
Outback	CC BR64-029-071	L	32	-	Stone	149 130 108
Overland	CC Y76-021-088	W	49	Evening Haze	-	178 170 148
Paddock	CC G56-028-117	MI	24	Pale Eucalypt	Mist Green	102 113 86
Palm Green	CC G34-023-164	G	8	-	-	32 57 44
Permanent Green	CC G37-031-154	G	9	Cottage Green	Permanent Green	37 68 47
Pioneer Red	R39-075-033	RO	11	-	Pioneer Red	100 38 32
Rattlesnake	M34-015-036	ME	8	-	-	70 56 53
Red Oxide	R35-080-034	RO	9	-	-	93 31 30
Red Planet	CC R35-054-031	RO	9	Manor Red	-	90 32 25
Rivergum	CC G47-022-138	MI	16	Wilderness	Rivergum	73 89 71
Rustic Red	R29-033-024	RO	6	-	-	58 24 26
Scoria	CC R36-049-033	RO	9	-	Scoria	83 38 32
Seaweed	CC G38-025-121	O	10	-	-	55 65 42
Settlement	CC BR70-014-075	W	41	Dune	-	161 152 139
Shelter	CC BR75-031-078	P	48	Paperbark	-	180 161 131
Smooth Cream	Y84-041-081	W	65	Classic Cream	Smooth Cream	218 199 156
Sponge	G90-012-101	W	76	-	Foam	220 219 205
Squall	CC N38-006-103	MI	10	Woodland Grey	Thunder Grey	58 59 53
Steel Grey	CC N42-006-256	MI	12	-	-	67 70 75
Sword	M66-002-254	AL	36	-	-	128 130 132
Titania	G84-012-095	W	67	Surfmist	Titania	202 199 185
Toi Toi	Y77-033-087	P	51	-	Ivorie	183 173 139
Trainspotter	M40-010-131	ME	11	-	-	68 73 63
Twizel	O51-083-050	D	20	-	Terracotta	142 80 55
Undercurrent	CC B49-037-228	MI	17	-	Azure	54 92 108
Vulcan	M32-008-267	ME	7	-	-	54 56 60
Winchester	M50-006-077	AL	19	-	-	81 78 74

**Key:** AL = Aluminium CB = Cool black G = Green L = Light  
M = Mid ME = Metallic MI = Metallic O = Ochre  
P = Pastel RO = Red oxide W = White U = Ultra deep  
CC = Also available as a Resene Cool Colour. A change in tone or product may be required for some colours to achieve a Resene Cool Colour effect.

**Note 1:** The approximate light reflectance value (LRV) of a colour indicates the amount of visible light that a colour will reflect. Black has a light reflectance value of 0% and absorbs all light. The surfaces are consequently very dark and can get very hot. In contrast, white has a light reflectance value of 100% and keeps a building light and cool. All colours fit within these two extremes. Resene Cool Colours look the same as standard colours but are formulated to reflect the sun's energy and have better heat and total solar reflectance (TSR) properties. They reflect the same visible light as a standard colour but reflect significantly more heat, keeping the coating, substrate and building cooler.

**Note 2:** Mid to dark colours are not suitable for some exterior substrates and if used may cause damage to the substrate, such as warping, checking and premature failure. Always check with the substrate supplier prior to commencing any work to ensure colour selections fit within their guidelines. Resene also manufactures Resene Cool Colour technology and this may increase the colour range that can be suitable over some heat sensitive substrates - refer Resene for further information.

**Note 3:** Tones listed above are subject to change if colours are reformulated.

**Note 4:** Colours may be available in selected products or sizes only. Check with Resene ColorShop or Reseller staff to ensure your selected colour is available in the product and/or size you require.

**Note 5:** Solid colours on this colour chart are finished with Resene SpaceCoat Low Sheen waterborne enamel.

**Note 6:** Resene colours with COLORBOND® and/or COLORSTEEL® noted beside them have been colour matched to the equivalent COLORBOND® and/or COLORSTEEL® colour samples in 2009. If an exact match is required we recommend you check your chosen colour against the actual sample of the product prior to purchasing. COLORBOND® is a registered trademark of Bluescope Steel Limited. COLORSTEEL® is a registered trademark of New Zealand Steel Limited.

